



Global Ecobrick
Alliance

Ecobrick Starter workshop

Start solving plastic in your community with this half-day workshop that covers the fundamental science and principles of ecobricking. Learn the essential techniques of ecobrick packing and building from a certified GEA Trainer. Together we'll make and log an ecobrick and build your first ecobrick furniture module.

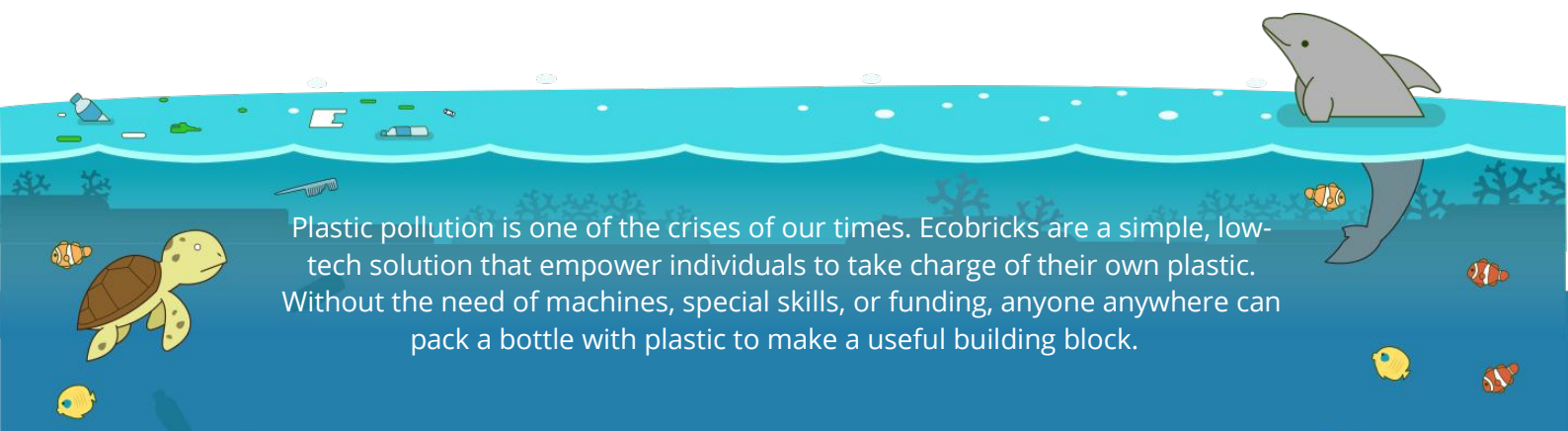




Get Ecobricking Right.



Ecobricks are a powerful, grassroots solution to plastic. When introduced properly, ecobricks can become you and your group's solution for plastic. With an Ecobrick Starter Workshop, you'll get to learn the principles, science, and techniques behind ecobricking from a GEA certified Ecobrick Trainer. Ideal for schools, community groups, businesses, and classes, our Ecobrick Starter Workshops have been designed over hundreds of sessions to help you get ecobricking right.



Plastic pollution is one of the crises of our times. Ecobricks are a simple, low-tech solution that empower individuals to take charge of their own plastic. Without the need of machines, special skills, or funding, anyone anywhere can pack a bottle with plastic to make a useful building block.



Ecobrick Starter Workshops



We're tremendously excited about ecobricks-- and about you joining and amplifying the movement with your passion. Ecobricks aren't just a way to take care of our plastic, but a way to come together with others. One of the most potent aspects of Ecobricks is how it brings together groups and communities. Ecobricks are super-charged by healthy community collaboration!

Ecobricking is simple, but its important to start right-- this is a long term habit that you and your community are embarking on. Our network of GEA trainers are experienced ecobrickers who are versed in getting folks started with all the best practices. You'll learn a lot more than just how to pack a bottle!

Ecobrick Starter Workshops emphasize not just how to make an ecobrick, but *why*. Plastic pollution starts with ignorance of how the plastic industry actually works and the poisonous perils of plastic. Using the open source, multi-lingual resources of the Global Ecobrick Alliance, we strive to first raise consciousness about plastic.

Our trainers will lead participants, past the illusions of plastic into deep solutions using our presentation Plastic, the Environment & Ecobricks. This presentation has been developed by dozens of illustrators and over hundreds of workshops. Participants will learn how to make a proper ecobrick and how to combine ecobricks together to make modules. Our trainers will then guide you in mobilizing your network for a community ecobrick project.





Empowerment through Education

Our workshops are designed from the ground up to maximize community empowerment and the raising of ecological consciousness-- which are key in transitioning from 'trash' and plastic. Much of what we cover is never discussed in schools or any other context and ignites much interest for participants.

What you and your group will learn

- About plastic, its pros and its cons
- About the shortcomings of recycling and industrial waste management
- The dangers of plastic when it gets into the environment
- The principles behind ecobricking
- How to Ecobrick
- Using the GoBrik app
- How to make ecobrick modules

Typical Workshop Format

- 1 hr Presentation: Interactive discussion, theory and science
- 1 hr of guided ecobrick making
- 45 minute Lunch break
- 1 hr Continued ecobricking and module making
- 30 minute Wrap up and discussion of community project possibilities



What is plastic?

What about Recycling?

Remember that smell of plastic burning?

Plastic + fire or sun or water creates **poisonous** molecules.

3

Use a bamboo or wood stick to pack. Avoid metal, glass which can rupture the bottle. Avoid paper and food that will biodegrade.

no metal no glass no paper no bio

Triangle Module
12 Ecobricks

Hexagone Module
19 Ecobricks

MD Module
16 Ecobricks



Participants, Preparation & Costs

There are our *suggested* Training Costs around the world for a half-day Ecobrick Starter Workshop with one to two trainers:

75\$USD


5000 PHP

1,000,000 IDR

1000 ZAR

+Travel & Accommodation

Our suggested workshop costs serve as a benchmark-- the final trainer honorarium is to be agreed upon between you and the trainers. We suggest that you cover their travel cost separately. Payment is made directly to our trainers after the workshop.



Optional: You can print the Vision Ecobrick Guide for your participants to take home with them.

Ecobrick trainers can lead groups of 5 to 100 and more-- so long as you can prepare all the materials and space needed. Our trainer usually work in pairs, but also can lead workshops solo.

Required Materials

You will need to prepare the following materials and resources for the presentation:

- A large room with an open space for participants
- Projector and screen for the presentation
- An open outdoor or indoor space for ecobricking
- Bamboo or wooden packing sticks for all participants
- Lots of Plastic! Each participant is asked a week ahead of time to save, clean and dry their plastic and bring a sack to the workshop.
- One empty plastic bottle per participant (all same brand)
- Numerous scissors, one box cutter knife
- Caulking gun and one or two silicone tubes
- A tarp to dump the plastic and work on
- Fans (if you are siliconging indoors)

Food, Snacks and Refreshments

Serving food during the workshop is an integral part of the workshop experience. As food is so often the source of plastic, we ask that you carefully choose and serve the foods and beverages at the workshop to not only avoid plastic but to showcase alternative non-plastic food techniques and technologies in your area.



Learn More about Ecobricks

You can start learning on your own all the essentials about ecobricks at www.ecobricks.org. Sign up for free to gain access to our guidebooks and PDFs. Peruse our site to see the various ways ecobricks are being put to use by our trainers and their trainees around the world.

Further links and resources:

- Ecobricks and our trainers featured on [CNN Indonesia](#)
- View a 10 minute documentary on the [spread of ecobricks in the Northern Philippines](#)
- Read an article on the [spread of Ecobricks in Jogjakarta, Indonesia](#)
- View a short video of [Russell showing how to make ecobricks modules and use them](#)
- See the [Ecobricks.org](#) website
- View our interactive map of [GEA Trainers](#).

Global Ecobrick Alliance Trainer Network

Find a Trainer Near you!
 We are slow and steady building a network of certified ecobrick trainers around the world. Use our interactive map to locate a trainer near you and book an Ecobrick Start Workshop.

Ecobrick Online Trainer Course

No trainers near you?
 Consider our new online Ecobrick Trainer Program. See www.Ecobricks.org/trainings for the course profile PDF.






Ecobricks.org
Global Ecobrick Alliance

Contact us to get started with your GEA Online
Trainer Program at vision@ecobricks.org

See Ecobricks.org/trainings for our other course options:



See what are amazing trainers are up to by
[following us on Facebook](#)



*We envision a world where we have transitioned from waste, trash, and
pollution to live in harmony with the cycles of life.*